

6º ANO 2º BIMESTRE

MATERIAL

Rioeduca



Rio
PREFEITURA

EDUCAÇÃO

SUMÁRIO

PROFESSORES FAZEM 'CORREDOR DE CARINHO' PARA REENCONTRAR ALUNOS DE ESCOLA NO RECIFE	6
TÁXI BOM PRA CACHORRO	7
TAXISTA DÁ CARONA E SALVA FAMÍLIA DE PATINHOS	8
A COBRA INTERESSEIRA	10
PAPO DE AMIGOS	13
O PESCADOR E O PEIXINHO	14
LUQUINHAS	14
RECEITAS	15
BRANCA DE NEVE MODERNA	16
TIRINHA	16
A PEDRA NA PRAÇA	17
NO MEIO DO CAMINHO	17
A PANDEMIA AINDA NÃO ACABOU	18

SOCIOEMOCIONAL (VALORES HUMANOS)	21
ESTUDO DAS FRAÇÕES	22
PORCENTAGEM	26
NÚMEROS DECIMAIS	27
SÓLIDOS GEOMÉTRICOS	31
EIXO DE SIMETRIA	32

SISTEMA CARDIOVASCULAR	31
SISTEMA EXCRETOR	34
SISTEMA SOLAR	35
PLANETA TERRA	36
TECNOLOGIA E SEU IMPACTO	38
MATERIAIS: A UTILIZAÇÃO DO PLÁSTICO	39
TECNOLOGIA PARA UMA VIDA MELHOR	40

SUMÁRIO

POVOS E CULTURAS DO ESTADO DO RIO DE JANEIRO	41
REGIÃO METROPOLITANA DO RIO DE JANEIRO	43
RELAÇÕES ENTRE O ESPAÇO RURAL E O URBANO	45
FONTES DE ENERGIA E SISTEMAS DE TRANSPORTE	46
A IMPORTÂNCIA DO ESTUDO DA HISTÓRIA	51
A PEDRA DO SAL NO RIO DE JANEIRO	53
SÍTIO ARQUEOLÓGICO DO CAIS DO VALONGO	54
PESSOAS ESCRAVIZADAS E ALFORRIADAS E COMUNIDADES QUILOMBOLAS	55
OS LOCAIS DE VIVÊNCIA	56
PATRIMÔNIO HISTÓRICO E CULTURAL	57
STUDYING AT HOME	63
YES, WE CAN!	68
GABARITO LÍNGUA PORTUGUESA	73
GABARITO MATEMÁTICA	75
GABARITO CIÊNCIAS	77
GABARITO GEOGRAFIA	78
GABARITO HISTÓRIA	79
GABARITO INGLÊS	80

ENGLISH CORNER

UNIT 1 – STUDYING AT HOME



What can you see in
these photos?



Maram, 12, studies at her home in Syria.



Mila, 11, studies at her home in Panama.



A boy uses a computer to study.



Twins Maksim and Jan watch a TV-
classroom programme, in North Macedonia.



1. TICK (✓) THE CORRECT ITEM.

A) The kids are... () at the park. () at school. () at home.

B) In photo 1 there is a... () pencilcase. () ruler. () notebook.

C) In photo 2 there is a () pencil. () book. () pen.

D) In photo 3 there is a... () computer. () backpack. () notebook.

E) In photo 4 there is a... () pencil. () TV. () ruler.



2. LISTEN AND REPEAT.




LIVING ROOM



KITCHEN



BEDROOM



BATHROOM



GO BACK TO PAGE 63 AND TALK TO YOUR FRIEND.

In photo 1, is
she in the living
room ?



No, **she** isn't.

Writing



3. MATCH. THEN, LISTEN AND REPEAT.

IN THE LIVING ROOM

IN THE KITCHEN

IN THE BEDROOM

IN THE BATHROOM



BOOKSHELF




SOFA



SHOWER



CUPBOARD



SINK



CHAIR



BED



TABLE




WARDROBE



DRAWER



TOILET



RACK

sofa, cama, pia: pixabay.com; cadeira: pixy.org; guarda-roupa, armário, chuveiro: flickr.com; rack: pxhere.com; estante, mesa, gavetas, vaso: commons.wikimedia.org



How do you say ... in English?



Use your cell phone camera to read the QR Code and access the Opdome online dictionary.



4. COMPLETE THE SENTENCES. LOOK AT THE EXAMPLE.

Hi! My name is Feli! I'm studying in the bedroom with my sister and my dad and here there is a bed.



Hi! I'm studying in the _____ and here there is a _____ and a _____.

Hi! I'm Zlata! I'm studying in the _____ and here there is a _____, a _____ and a _____.



5. NOW, WRITE ABOUT YOU AND TALK TO YOUR FRIENDS.

6. LOOK AT THIS PICTURE FROM THE WEBSITE "VOICES OF YOUTH".



WHAT IS IT ABOUT?

WHAT CAN YOU SEE IN THIS PICTURE?



7. NOW, READ THIS TEXT. THEN, IN PAIRS, TALK ABOUT IT.



JANE, 11, NORTH MACEDONIA

"I'm happy that I'm home, that I'm healthy... and that I have TV, wifi, phone and games. I play every evening when I'm done with homework. I continue studying from home, my favorite subject is math! I'm happy that we have snow in the middle of spring and that I can play with Bella, my dog."

<https://www.voicesofyouth.org/campaign/studying-home-due-coronavirus-how-young-people-around-world-are-keeping-their-mood#header--15086>

What's his name?

He's ...

Is he happy?

Yes, he is.

No, he isn't.

Where is he?

He's in the ...

There is a ...



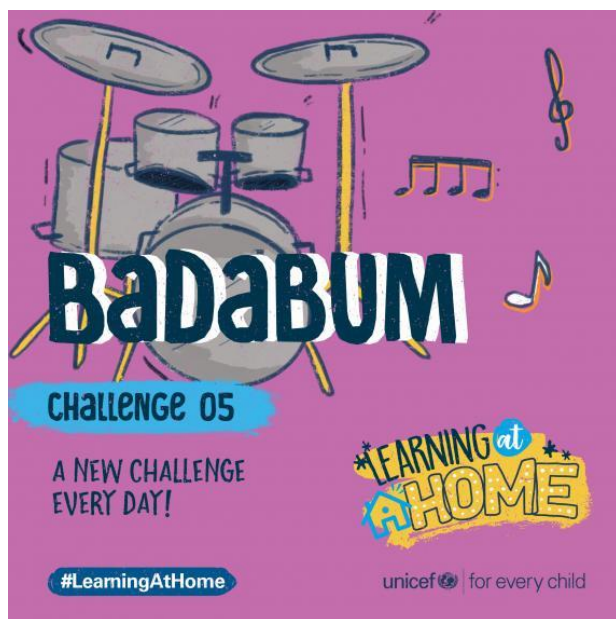
How do you feel about studying at home during the pandemic? Is it important to have a routine? How can your family help you with your studies?

UNIT 2 – YES, WE CAN!



Look! This is the #LearningAtHome challenge, by UNICEF!

Can you cook?



Can you play the drums?

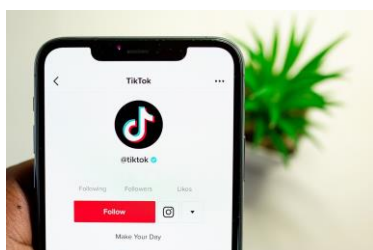


Writing

1. WHAT CAN HE DO? LOOK AT THE PICTURES AND COMPLETE THE SENTENCE. IF POSSIBLE, WATCH THE VIDEO “3 SKILLS TO LEARN DURING QUARANTINE”.



He can _____.



MAKE A TIKTOK



SING



PLAY VIDEO GAME



PLAY SOCCER



DANCE



JUGGLE



SPEAK ENGLISH



FLY A KITE



2. WHAT ABOUT YOUR SKILLS DURING QUARANTINE? TALK TO YOUR FRIEND.

Can you make
a tiktok?

Yes, I can! What
about you?



3. READ THE PROFILES AND TALK ABOUT THESE PEOPLE'S SKILLS.
LOOK AT THE EXAMPLE.

Can she dance?

Yes, she can.

No, she can't.

What can she do?

IZA



Born	Isabela Cristina Correia de Lima Lima September 3, 1990 Rio de Janeiro, Brazil
Occupation	Singer – songwriter - dancer
Years active	2016 – present
Spouse(s)	Sérgio Santos (m. 2018)
Musical Career	
Genres	R&B – pop – soul
Instruments	Vocals – piano

Texto adaptado de: [https://en.wikipedia.org/wiki/Iza_\(singer\)](https://en.wikipedia.org/wiki/Iza_(singer))

Whindersson Nunes



Personal information

Born	Whindersson Nunes Batista 5 January 1995 <u>Palmeira do Piauí, Piauí, Brazil</u>
Nationality	Brazilian
Spouse(s)	<u>Luísa Sonza (m. 2018–2020)</u>
Website	<u>whindersson.com.br</u> (http://whindersson.com.br)

YouTube information

Channel	<u>whinderssonnunes</u> (https://www.youtube.com/user/whinderssonnunes)
Years active	2013–present
Genre	Comedy, <u>comedy music</u>
Subscribers	41.1 million (17 August 2020)
Total views	3.59 billion (17 August 2020)

Creator Awards

	100,000 subscribers	2012
	1,000,000 subscribers	2014
	10,000,000 subscribers	2016

Updated: 18 February 2018

https://en.wikipedia.org/wiki/Whindersson_Nunes

Larissa Manoela



Larissa Manoela in 2017

Born	December 28, 2000 <u>Guarapuava, Paraná, Brazil</u>
Occupation	Actress · singer · model · voice actress · writer
Years active	2005–present

Musical career

Genres	<u>Pop</u>
Instruments	Vocals · keyboards
Years active	2012–present
Labels	<u>Deckdisc</u>
Website	<u>larissamanoelaoficial.com.br</u> (http://larissamanoelaoficial.com.br)

https://en.wikipedia.org/wiki/Larissa_Manoela



4. CHOOSE AN IMPORTANT PERSON IN YOUR LIFE. CREATE A PROFILE ABOUT HER/HIM. YOU CAN USE THE PROFILES OF ACTIVITY 3 AS AN EXAMPLE. THEN, SHARE YOUR PRODUCTIONS AND TALK ABOUT HER/HIS SKILLS.



PROJECT TIME!

In groups create your own #LearningAtHome challenge. You can use UNICEF's challenge as an example. Follow the steps bellow and organize your campaign.



Use your cell phone camera to read the *QR Code* and access UNICEF's challenge.



- Divide the tasks in your group;
- Write a name for your challenge;
- Create a logo for your campaign;
- Decide the types of activities people will do;
- Establish the rules for participants;
- Think of how people will share their participation (videos, photos, social media, etc);
- Determine the duration of the challenge;
- Revise the project before its beginning;
- After the revision, start the challenge.